

Dan Kieft Nanobanana + Kling Prompt Pack

Prompt templates by Dan Kieft

[My YouTube Channel](#)

Tools You'll Need

[Artlist](#) → For Image generations + Video Generations

Basically you need Nano Banana Pro & Kling Ai, you can use this with any all in one ai tool.

Segment #1 - How to make ultra realistic images

(All Images are generated using Nanobanana Pro)

Tip #1 - Add more Details



Prompt

A gritty, flash lit night photo taken on an iphone at a gas station, captured like a raw paparazzi. In the foreground, a 26 year old blonde woman is seated, facing the camera with realistic skin textures. She does a peace sign with one hand and winks smiling widely. In her other hand, she holds a half eaten bag of Lay Classic potato chips. She wears casual streetwear. . Behind her, a fire truck covered in layered graffiti is parked at the gas station as if refueling. Slight grain, imperfect framing, candid realism.

Tip #2 - Use reference Images

Example 1

#1




#2




Prompt

A flash light photo taken by an iPhone of The man in the blue jacket is laying on a wooden floor, posing exactly like the reference image with a lit and smoking cigarette in between his lips and realistic skin textures. All around him on the floor are tech related stuff like headphones, the back of an iPhone 17 pro orange, an iPad, air max, a MacBook Pro, and more tech items all scattered around him. composition and frame is just like the reference

Result



Example 2



Prompt

Have the man in the blue outer wear, wear a charcoal Crewneck knit with his face shrouded in darkness except a slab of light like the reference image as a portrait shot. I also want cinematic red lighting like the other reference image and his pose is looking up

Result



Tip #3 - Generate in 4k



Image Upscaling

Original



Prompt

Upscale this image by adding more details to the small hero, so he is more detailed. also add more texture to the colossal monster by adding more detailed skin, more realistic embers, smoke, and the flames should have more individual texture. the color correction should be more cinematic and vibrant and realistic. Add stars in the night sky. Realistic animated and cinematic scene capturing a moment before an impossible battle

After



Image Editing

Original Image



Prompt

Edit the image into a cinematic realistic movie scene where he is seated against a wall, holding a pistol at the right side of the frame, sweat dripping from the temple with realistic skin textures. looking slightly panicked. On the left side of the frame, John Wick fires at him from down the corridor. Cinematic side-angle composition, asymmetrical framing: the man occupies the right third of the frame, the threat and motion coming from the left. shallow depth of field, strong subject separation. Cool ambient tones contrast with warm muzzle flashes. Dramatic, grounded, realistic action staging, designed for a high-end cinematic animation frame with tense moments. Shot on ARRI Alexa 35, Cooke S4 lens, 50mm focal length, f/4 aperture.

Result



Camera Angles

Reference images

#1



#2



Prompt

A cinematic 3×3 storyboard. label each frame with 'frame 1, frame 2' etc in small text on top of their respective frames

The first frame shows an Extreme top-down overhead shot, camera directly above the coin. A charred coin fills most of the frame, inches from the lens, harsh perspective distortion. Far below, Two-Face is small, centered, looking straight up from the bar, softly out of focus.

Other frames show varied cinematic camera angles of the same moment at the same time

Style: cinematic lighting, ultra-realistic skin and textures, shallow depth of field, high contrast, live-action film stills

Result



Prompt

Extract frame 1 and upscale it, maintaining cinematic and realistic details

Result



Segment #2 - Video Generations

Text-to-video

Prompt

Strict POV shot and first person perspective. No visible character. Sprinting down a dim office hallway, intense handheld camera shake, heavy breathing. Door is flung open and floods the frame with blinding light. Camera stumbles forward and stops at a high vantage point, revealing a vast city below engulfed in fire, skyscrapers burning. Alien spacecraft dominate the sky, raining glowing missiles onto the city, massive explosions across the skyline. Cinematic chaos, realistic scale, fast motion, dramatic lighting.

Model: Kling 2.6

Result



Image-to-video

Method 1: Start frame

Example 1



Prompting

→ 4 things to keep in mind when prompting

A. Camera & framing

B. Primary motion

C. Secondary motion

D. Details

Prompt:

Slow, steady camera push-in the astronaut gently and realistically drifts forward in zero gravity. Earth slowly rolls beneath him, subtle cloud movement. realistic space physics, deep sense of scale, high-budget sci-fi film feel, calm and peaceful with wonder

Model: Kling 2.6

Result



Example 2



- A. Camera & framing**
- B. Primary motion**
- C. Secondary motion**
- D. Details**

Prompt:

Tight close-up, with an extremely slow cinematic push in. The astronaut's eyes slowly widen with quiet awe as she stares at earth from space. A slow smile spread across her face. Shallow depth of field, realistic space lighting, calm sci-fi film tone, high-budget cinematic realism.

Model: Kling 2.6

Result




Method 2: Start & End frame

Start Frame



End Frame



Prompt


The coin snaps upwards and spins upwards several times flipping as two faced watches it from below

Result



Made by Dan Kieft

 [Watch on YouTube](#)

 [Make Cinematic Videos](#)